




Evaluation only.

Created with Aspose.Slides for .NET Standard 2.0 21.3.

Copyright 2004-2021 Aspose Pty Ltd.



# **COVID-19 Update**

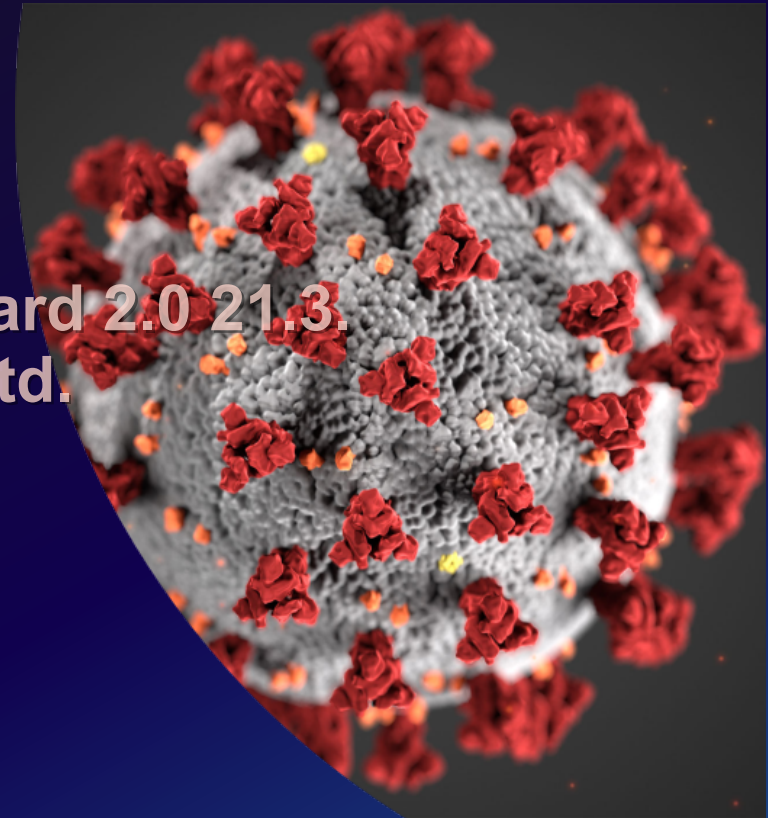
## **Board of Supervisors**

### **September 15, 2020**



# COVID-19 Board of Supervisors Update – September 15, 2020

- Opening Comments
- Statewide Blueprint for a Safer Economy
- School Update
- Fall Activities Guidance
- COVID Data Monitoring & Health Measures Update
- Testing Update
- Flu Immunization & Vaccine Preparations
- Evacuation and Sheltering During COVID-19
- Protection of Vulnerable Populations



Evaluation only.  
Created with Aspose.Slides for .NET Standard 2.0 21.3.  
Copyright 2004-2021 Aspose Pty Ltd.

# State Blueprint for a Safer Economy

On Friday, August 28<sup>th</sup> State announced new approach to opening economy

Blueprint approaches opening through risk-based tiers

Key measures reduced to:

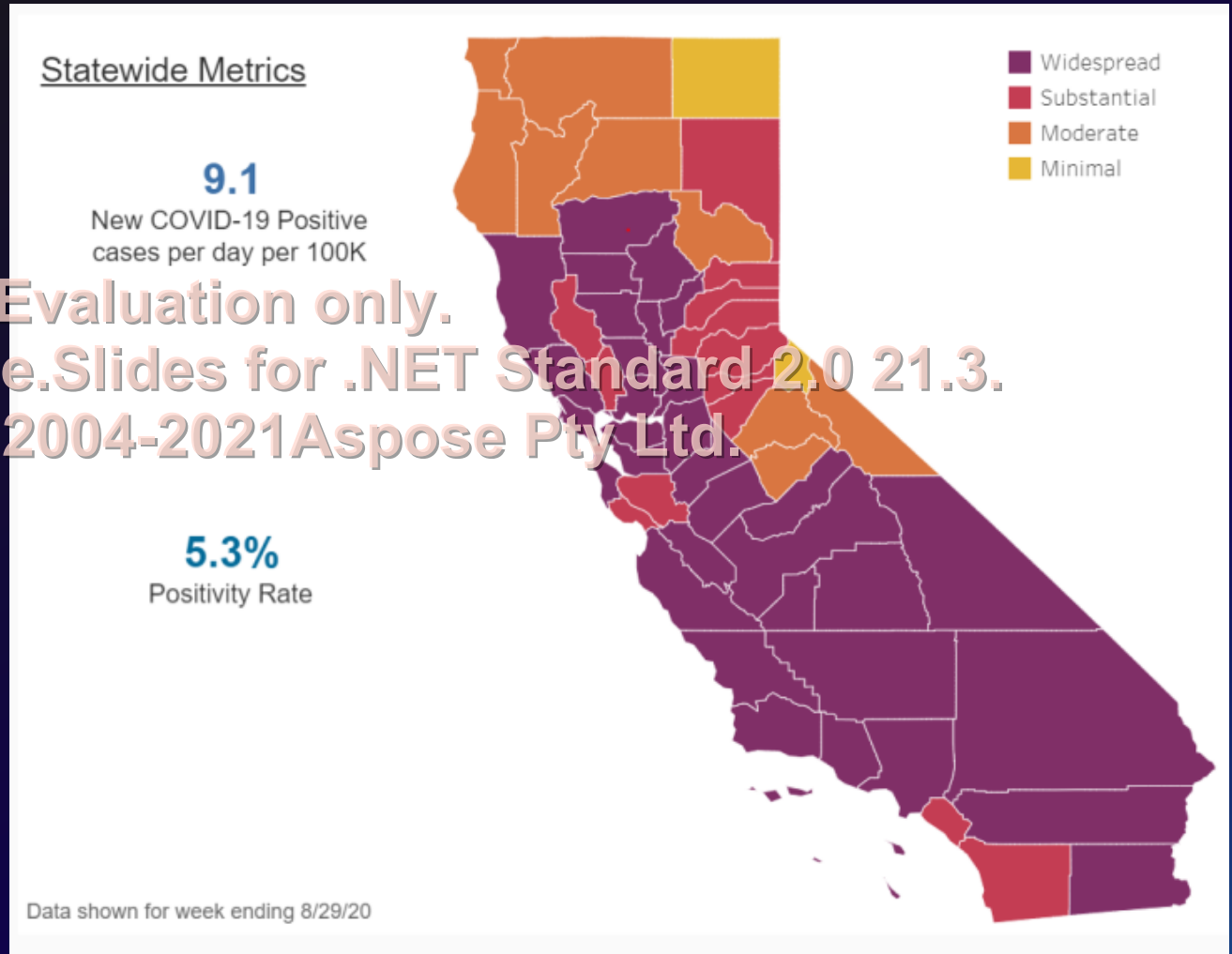
- New cases per 100,000 in population per day
- Testing positivity rate

County risk level	New cases	Positive tests
<b>WIDESPREAD</b> Many non-essential indoor business operations are closed	<b>More than 7</b> daily new cases (per 100k)	<b>More than 8%</b> Positive tests
<b>SUBSTANTIAL</b> Some non-essential indoor business operations are closed	<b>4 - 7</b> daily new cases (per 100k)	<b>5 - 8%</b> Positive tests
<b>MODERATE</b> Some indoor business operations are open with modifications	<b>1 - 3.9</b> daily new cases (per 100k)	<b>2 - 4.9%</b> Positive tests
<b>MINIMAL</b> Most indoor business operations are open with modifications	<b>Less than 1</b> daily new cases (per 100k)	<b>Less than 2%</b> Positive tests

# State Blueprint for a Safer Economy

Ventura County and 33 other counties are currently in highest risk tier (as of 9/8).

5 counties have moved to Tier 2 – Amador, San Francisco, Santa Clara, Orange, San Diego





# State Blueprint for a Safer Economy

## Concerns with new State Blueprint:

- Should consider higher testing volumes appropriately
- Should consider hospital utilization/capacity
- Should consider treatment success/mortality metrics
- Should allow for local County discretion
- Should consider high business compliance rates
- Should treat local incarceration positive cases like state/federal

Evaluation only.  
Created with Aspose.Slides for .NET Standard 2.0 21.3.  
Copyright 2004-2021 Aspose Pty Ltd.

# Schools Status

- 26 School re-opening waivers have been submitted in Ventura County, 21 have been approved, 5 under review

New state blueprint for reopening:

Evaluation only.

Created with Aspose.Slides for .NET Standard 2.0 21.3.

- Does not change school waiver process for reopening in-person instruction for counties in 'widespread risk' tier (Ventura County is currently in this tier)
- Does not change guidance for Small Cohorts/Groups of Children and Youth released on August 25<sup>th</sup>
- Schools will be eligible for reopening fully for in-person instruction following California School Sector Specific Guidelines once the county is off Tier 1 for 14 days

# Fall Activities Guidance

## Permitted and Recommended

- Online parties/contests (e.g. costume or pumpkin carving)
- Pumpkin picking at pumpkin patches (use hand sanitizer or wash hands with soap and water before and after)
- Car parades that comply with public health guidance for vehicle-based parades including:
  - a. Drive by events or contests where individuals dress up or decorate their vehicles and drive by “judges” that are appropriately physically distanced.
  - b. Drive through events where individuals remain in their vehicles and drive through an area with Halloween displays.
  - c. Drive in events where individuals can receive a treat bag (limited to commercially packaged non-perishable treats) or take away item from an organizer while the participants remain in their vehicle.

# Fall Activities Guidance

## Permitted and Recommended (continued)

- Halloween movie nights at drive in theaters (must comply with the public health drive in movie theater guidance).
- Halloween themed meals at outdoor restaurants (must comply with the restaurant protocol).
- Halloween themed art installations at an outdoor museum (must comply with the public health museum guidance.)
- Dressing up homes and yards with Halloween themed decorations



# Fall Activities Guidance

**Not Permitted** (gatherings and events are not currently allowed under the Health Officer Order)

- Halloween gatherings, events or parties with non-household members are not permitted even if they are conducted outdoors.
- Carnivals, festivals, live entertainment, and haunted house attractions are not allowed.
- Door to door trick or treating is not allowed because it can be very difficult to maintain proper social distancing on porches and at front doors, ensure that everyone answering or coming to the door is appropriately masked to prevent disease spread, and because sharing food is risky.
- “Trunk or treating” where children go from car to car instead of door to door to receive treats is also not allowed, particularly when part of Halloween events, since it is difficult to avoid crowding and sharing food.



Click to Go Back

## State Monitoring Measures

Monday, September 14, 2020



7 Day Average Case Rate per  
100,000

8.0!  
Goal: 7

7 Day PCR Testing Positive Rate

4.4%✓  
Goal: 8.00%

Average Daily Tests per 100,000  
Over Past 7 Days

243✓  
Goal: 150

Change in 3-Day Average  
COVID-19 Hospitalized Patients

-11%✓  
Goal: 10.00%

Percent of ICU Beds Currently  
Available

39%✓  
Goal: 20.00%

Percent of Ventilators Currently  
Available

86%✓  
Goal: 25.00%

Evaluation only.

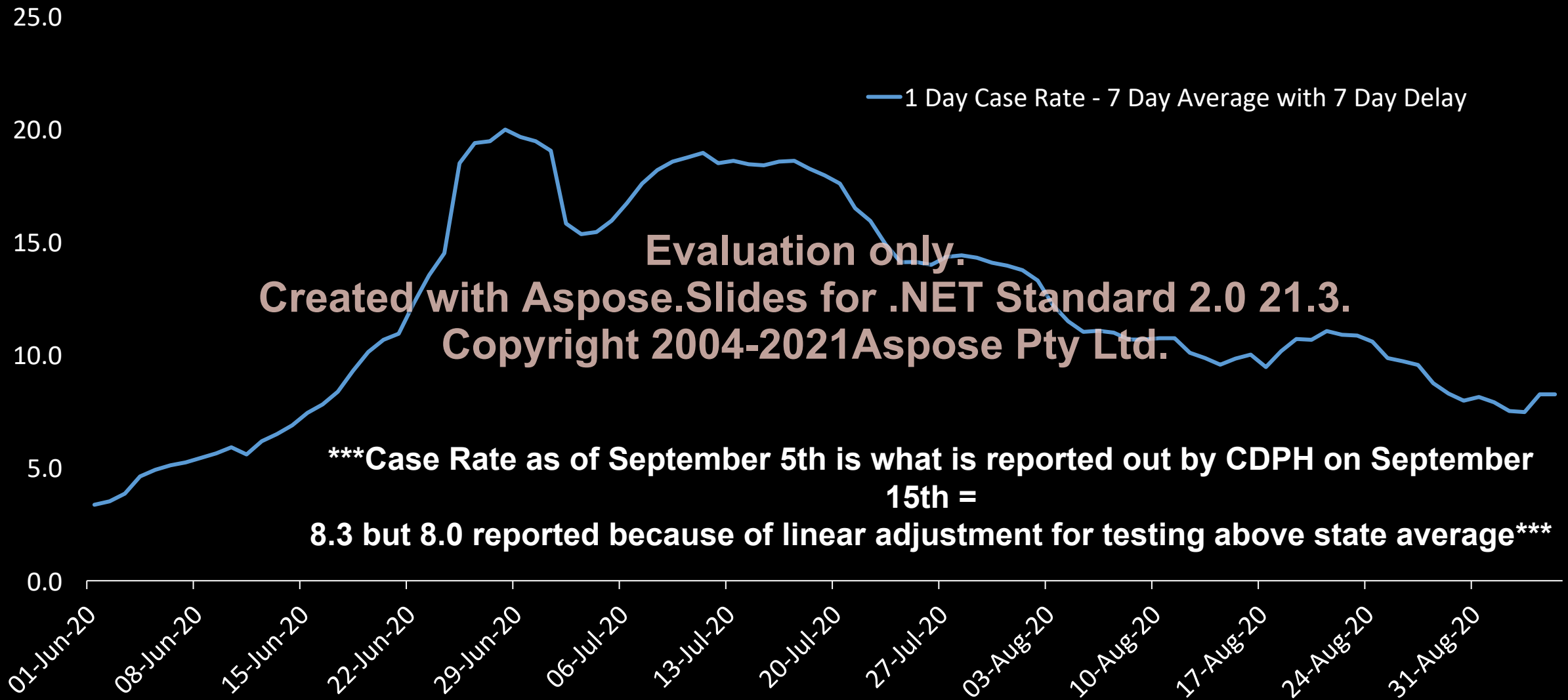
Created with Aspose.Slides for .NET Standard 2.0 21.3.

Copyright 2004-2021 Aspose Pty Ltd.

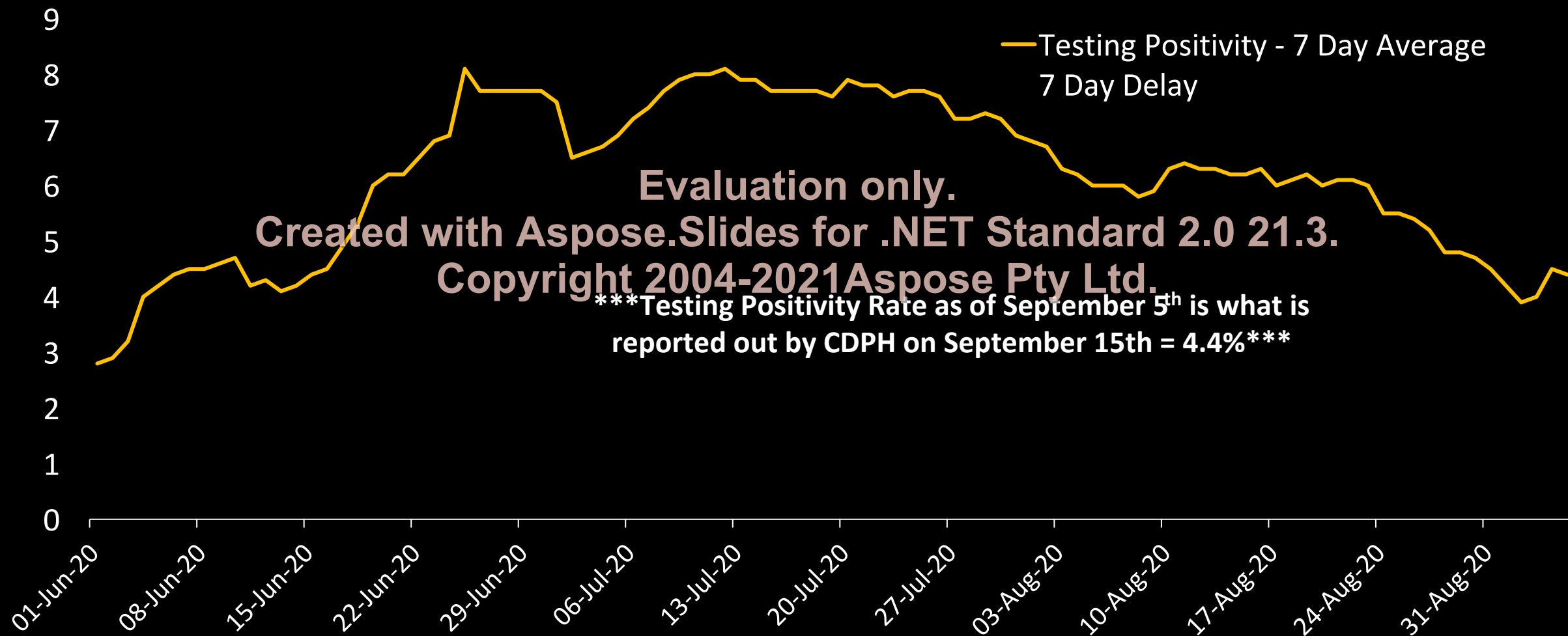
Source: The data displayed here is provided by the California Department of Public Health.

**Please be aware that these measures may differ from other state and locally reported data due to timing and the method of calculation.** For example, local data is calculated and published the same day it is received, whereas data reported by the state is from the previous day. Additionally, the state "County Monitoring Measures" use a "lag time" in the calculation to allow for inclusion of cases that may have a delay in reporting.

**Daily Case Rate Per 100,000 Population for Ventura County - June 1 to Sept 5\*\*\***  
**GOAL = 7 or less**

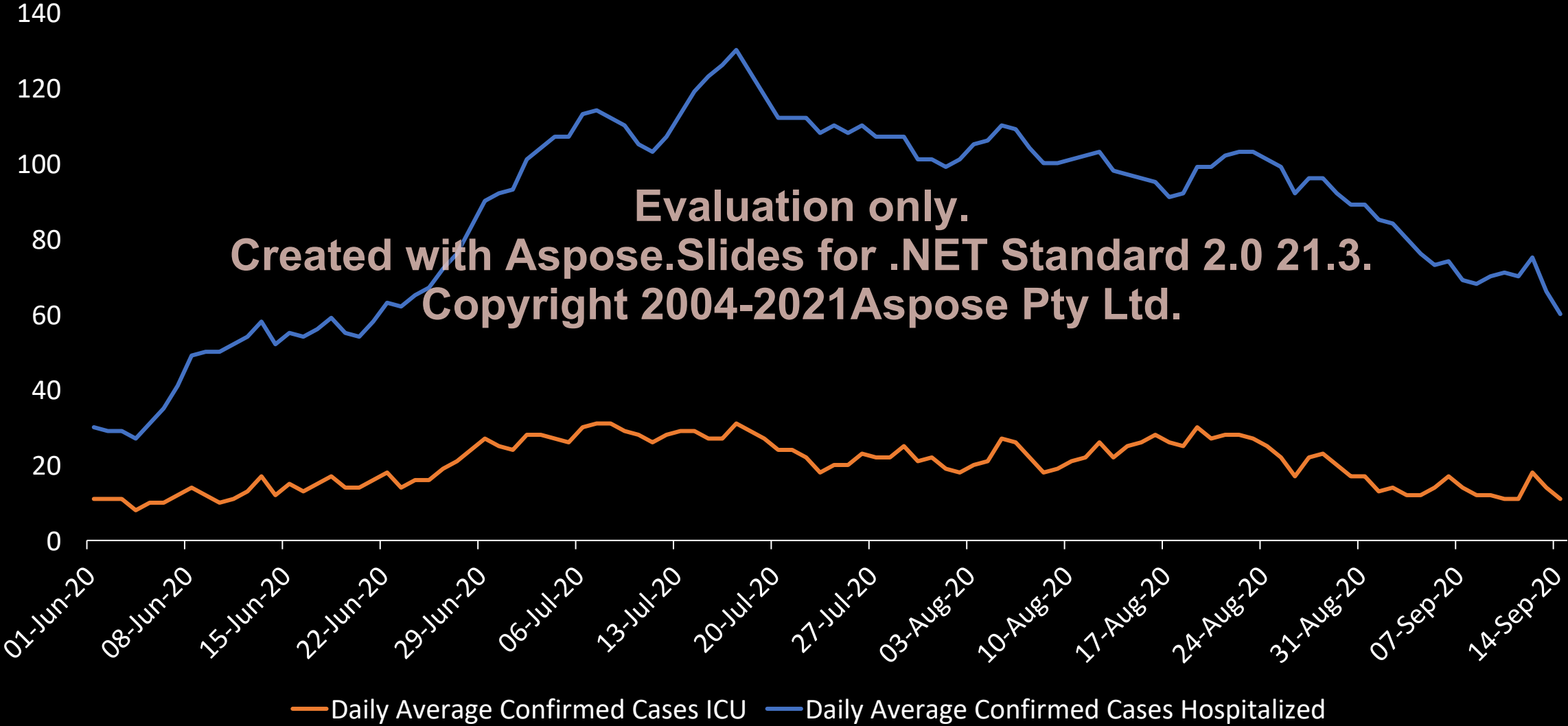


Testing Positivity for Ventura County -  
Past 7 Day Average from 7 Days Ago - June 1 to Sept 5th\*\*\*  
GOAL = 8.0% or Less





Daily Number of Hospitalized COVID-19 Patients  
Past 3 Day Average - June 1 to September 14th



# Testing and Vaccination Update

## COVID-19 Testing Activities & Flu Vaccine Roll out

### COVID-19 Testing Summary:

- 169,186 Total Individuals Tested
- 220.1 per 100,000 7-day Average (State Average 217)
- Total number of individuals tested has decreased by 28.8% from the prior week

### Flu Vaccine Roll Out:

- Flu vaccine is available throughout the community
- Public Health and Network of Partners to perform focused targeted distribution (49 Events have been scheduled)

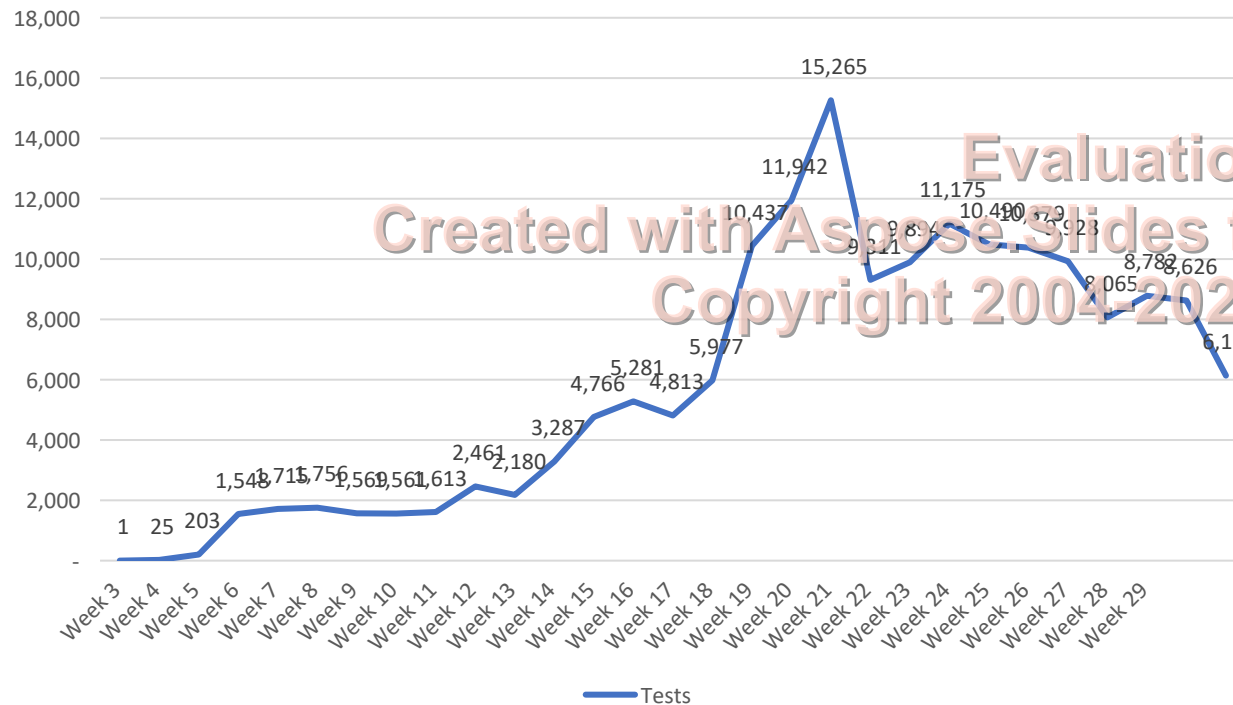
### COVID-19 Vaccine Status:

- No reliable vaccine has completed all the trial phases.
- Access and distribution of a viable vaccine is unknown (earliest November/December to next spring).
- Distribution and priority most likely will be directed by the CDC and the State.

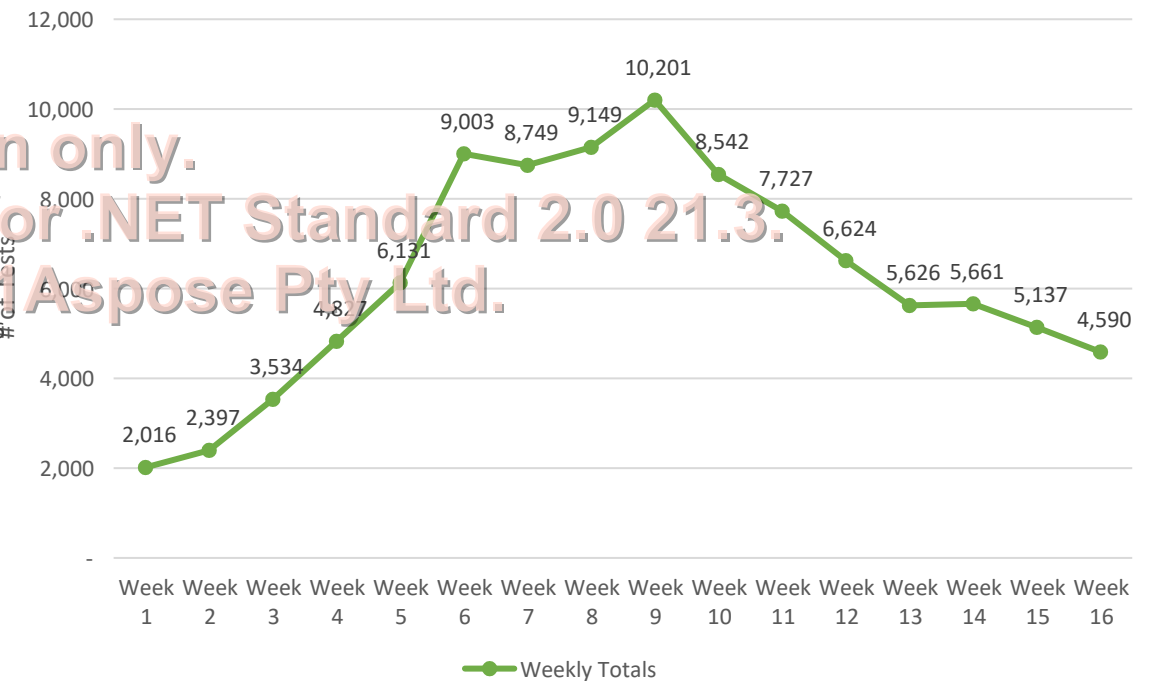
# Health Measures Status Update

## PCR Viral Testing Activity

Total Weekly COVID-19 Tests (allocations)



Drive Thru Testing Sites Total Volume (Weekly)



# Evacuation Terminology Changes

- Cal OES law enforcement branch convened a team of representatives from across California to review evacuation terminology.
- Depending on the jurisdiction, evacuation terminology may be different.
- In Ventura County, we used the terms “Mandatory” and “Voluntary” to describe our evacuations perimeters during an incident.





# Evacuation Terminology - New Language

- **Evacuation Order (Old term: Mandatory Evacuation)**
  - Threat is imminent and the Conditions exist that SERIOUSLY IMPERIL or ENDANGER the lives of those in the defined area.
- **Evacuation Warning (Old term: Voluntary Evacuation)**
  - Threat to lives is not yet imminent but residents should begin preparing to leave.



# How Evacuation Information is Communicated

- **VC Alert – Most efficient and effective**
- **Door-to-door notifications by law enforcement personnel**
- **Use of public address systems from patrol vehicles**
- **Emergency Alert System**
  - Interrupts TV & Radio broadcasts
- **Wireless Emergency Alerts (WEA)**
  - Notifications are sent to all cell phones in a geographic area



# How to Stay Informed During an Incident

- **VCemergency.com**
- **EOC Incident Information Hotline**
  - **(805) 465-6650**

Evaluation only.

Created with Aspose.Slides for .NET Standard 2.0 21.3.

Copyright 2004-2021 Aspose Pty Ltd.



**VENTURA COUNTY SHERIFF**  
*Emergency Services*

# Sheltering in the Era of COVID-19

- **Temporary Evacuation Points** established at community locations
  - Safe locations to gather and wait while receiving updated information
  - Evacuees screened for COVID symptoms while waiting in their vehicles
  - Intake conducted if sheltering is required
- **Motel Sheltering** for those in most critical need
  - Disability, Access & Functional Needs population
  - COVID-positive evacuees
- **Congregate Sheltering** modified to comply with COVID-19 guidelines

Evaluation only

Created with Aspose Slides for .NET Standard 2.0 21.3.

Copyright 2004-2021 Aspose Pty Ltd.



# County – Cities – Red Cross – Community Partnership

- **Prepare:** [readyventuracounty.org](http://readyventuracounty.org)
- **Evaluation only.**  
Identify safe locations with relatives that allow for social distancing
- Review homeowner's / renter's insurance policies
- **Stay informed:** [vcemergency.com](http://vcemergency.com)

# Protecting Vulnerable Populations

- Continuing efforts to support vulnerable populations with shelter, meal services (over 1.8M meals), health care, safety checks, free testing, waiving of health care co-pay, and more.  
Evaluation only.  
Created with Aspose Slides for .NET Standard 2.0 21.3.  
Copyright 2004-2021 Aspose Pty Ltd.
- Project Home Key-Motel Acquisition/Conversion of Motel(s) for permanent supportive housing
- Pandemic Rental Assistance Program; 1,606 supported; 3 month grants; \$11.4million
- Farmworker Rental Assistance Program

# Together, We Are Moving Forward on Reopening

Evaluation only.

Created with Aspose.Slides for .NET Standard 2.0 21.3.

Copyright 2004-2021 Aspose Pty Ltd.

